

www.yontro.in | www.yontro.com

YONTRO

MECHATRONIC SYSTECH




Conveyor Systems & Industrial Workstations

Yontro Mechatronic Systech

Plot Number 43, Sector 5, IMT Manesar, Gurgaon - 122050, Haryana, India
e: info@yontro.com; p: +91 9871008473, 9717389287

INDEX

Our Infrastructure	3
Flat Belt Conveyor with Side Working Platform	4 & 5
Flat Belt Conveyor	6
Inclined Belt Conveyor.....	7
Roller Conveyor	8
Free Flow Conveyor	9
Work Station	10 & 11
Slat Conveyor	12
Telescopic Conveyor	13
Modular Plastic & Slat Band Conveyor.....	14
Oven Conveyor, Cooling Conveyor, Ageing Conveyor.....	15
Gripper Conveyor, Vertical Conveyor, Special Application Conveyor.....	16
Customised Industrial Slutions (Cabinets, Racks etc)	17
Pallet Dispenser & Pallet Transfer Conveyor.....	18
Our Prestigious Clients	19



Our Infrastructure




8000 Sq. Feet. of Covered Manufacturing Facility



CNC Laser Cut



Cnc Press Brake 150 Ton



Control Panel Wiring (PLC, HMI)



Machine Shop (Lathe, Milling, Surface Grinder, Drilling, Tapping, etc)



Welding Shop (Tig, Mig, Electric)




Small Machine Assembly


Flat Belt Conveyor with Side Working Platform



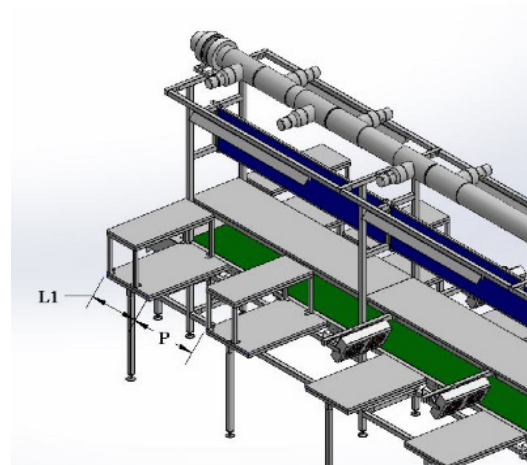
Belt conveyor with side working Platform in Alu. profile



Belt conveyor with side working Platform in MS Pipe

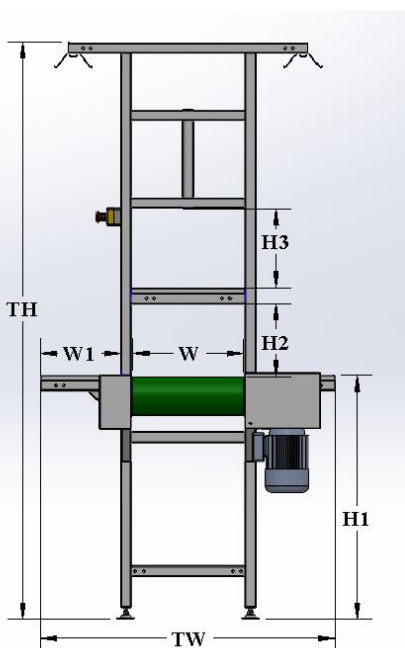


Belt conveyor with perpendicular working platform



Specifications :

L	Length of Conveyor
W	Belt Width
W1	Width of Working Platform
TW	Total Width
H1	Working Height
H2	Clear Height above Belt
H3	Clear Height above Shelf
TH	Total Height
L1 & W1	Length & Width of Side Table
P	Distance Between Two Tables



Application Industries

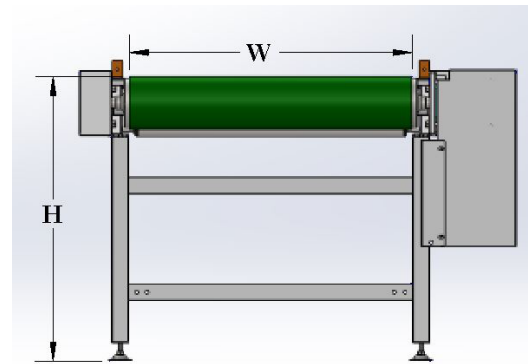

- Assembly Line
- Packing Line
- Inspection Line
- Material Transfer

SPECIFICATIONS	STANDARD	OPTION
Belt Width	400 mm	100 mm to 1800 mm In multiples of 50 mm
Conveyor Length	As per user requirement	
Belt Type	Option of PVC / PU / ESD / Rough Top or Super Grip	
Belt Thickness	2.0 / 3.0 / 4.0 / 5.0 mm	
Belt Support on Top	Powder coated MS Panel	SS panel / Roller bed
Belt Support Bottom	Rollers at a distance of 1800 mm	Rollers as per design requirement
Structure	Powder coated MS pipe frame	SS frame / Anodized Al profile
Conveyor Speed	Fixed or Variable as per user requirement	
Working Height	750 mm	900 mm OR As per user requirement
Total Height	2000 mm	As per user requirement
Height adjustment	+/- 50 mm	As per user requirement
Ht. Adj. Method	Through Levelling Feet	Through bracket or other arrangement
Side Working Platform Parallel to Belt	<ul style="list-style-type: none"> • Width 300 mm • Laminated Board (White) 	<ul style="list-style-type: none"> • Wooden Board with ESD/PVC mat • SS Sheet Metal Panel • Powder coated MS Panel
Independent Working Platform Perpendicular to Belt	<ul style="list-style-type: none"> • Size-As per requirement • Laminated Board (White) 	<ul style="list-style-type: none"> • Wooden Board with ESD/PVC mat • SS Sheet Metal Panel • Powder coated MS Panel
Shelf above Belt	Provided of Laminated Board (White Laminated)	<ul style="list-style-type: none"> • Not Required • Wooden Board with ESD/ PVC Mat • SS Sheet Metal Panel • Powder coated MS Panel
Display Board	Acrylic Sheet (Green)	<ul style="list-style-type: none"> • Pin Board with colour of your choice • White Board • Magnetic Board
Lighting	We provide sheet metal reflectors one per 6 feet module on both side of belt	<ul style="list-style-type: none"> • LED Tube light one at every 6 feet module on both side of belt • Qty of lights as per your requirement
Power Socket	Provided on request with following information : <ul style="list-style-type: none"> • Combination of Socket & Switch required (6 AMP/16AMP) • Number of power board per 6 feet module • Placement of the Power board 	
Pneumatic Line	Provided on request with following information : <ul style="list-style-type: none"> • Number of outlets per 6 feet module • Output Required by QRC or Ball Valve • Placement of Line above the top post or beneath the belt 	
Fume Exhaust Pipe Line	Provided on request with following information : <ul style="list-style-type: none"> • Number of exhaust outlets per 6 feet module • Inline Fans – Imported or Yontro Make • Standardly one Inline fan is provided per 12 feet length 	
Other Optional	<ul style="list-style-type: none"> • Tool Slider for Spring Balancer on Top Post • Sensor for start / stop • Partition above belt • Wall Fan on Top Post 	<ul style="list-style-type: none"> • Cable Tray • Bin Rail • Bottle Holder • Dustbin Holder • Drawer Cabinet
ITEM INFORMATION TO BE PROVIDED		
<ul style="list-style-type: none"> • Item to moved • Weight of one unit • Total weight on conveyor 		<ul style="list-style-type: none"> • Product to be stopped / dropped at the end of conveyor or to be transferred to another conveyor

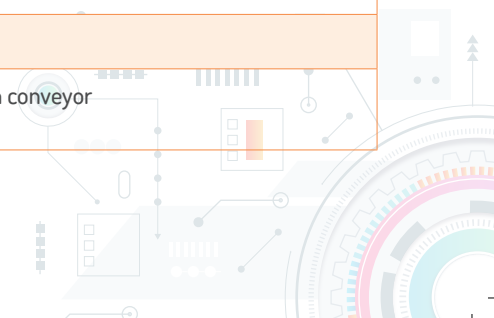
Flat Belt Conveyor

Application Industries

- Packing Line
- Assembly Line
- Material Transport



SPECIFICATIONS	STANDARD	OPTION
Belt Width	400 mm	100 mm to 1800 mm In multiples of 50 mm
Conveyor Length	As per user requirement	
Working Height	750 / 900 mm	As per user requirement
Height adjustment	+/- 50 mm	As per user requirement
Ht. Adj. Method	Through Levelling Feet	Through bracket or other arrangement
Belt Type	Option of PVC / PU / ESD / Rough Top or Super Grip	
Belt Thickness	2.0 / 3.0 / 4.0 / 5.0 mm	
Structure	Powder coated MS pipe frame / SS frame / Anodized Al profile	
Conveyor Speed	Fixed or Variable as per user requirement	
ITEM INFORMATION TO BE PROVIDED		
Item to moved	Weight of one unit	Total weight on conveyor



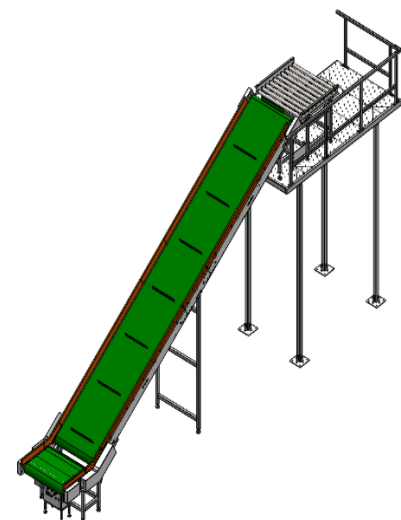

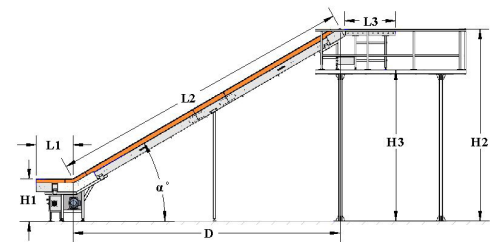
Inclined Conveyor

Application Industries

- Belt (Plain & Cleated)
- Drag Chain
- Modular Belt With Cleat



SPECIFICATIONS	STANDARD	OPTION	
Belt Width	400 mm	100 mm to 1800 mm In multiples of 50 mm	
Conveyor Length	As per user requirement		
Belt Type	Option of Rough Top, PVC, Modular Plastic - with or without cleat, Drag chain		
Belt Thickness	3.0 / 4.0 / 5.0 mm		
Belt Support on Top	Powder coated MS Panel	SS panel / Roller bed	
Best Support Bottom	Rollers at a distance of 1800 mm	Rollers as per design requirement	
Structure	Powder coated MS pipe frame	SS frame / Anodized Al profile	
Conveyor Speed	Fixed or Variable as per user requirement		
Height at entry and exit (H1 & H2)	As per user requirement		
Inclination Angle (α)	To be specified by user		
Horizontal Length (D)	To be specified by user		
Sensor at entry to detect object to start conveyor	Not provided	Provided if required	
Sensor at exit to detect object to stop conveyor to prevent object drop	Not provided	Provided if required	
Information for belt with Cleat	<ul style="list-style-type: none"> • Pitch of cleat • Cleat Height 		
DRAG CHAIN TYPE CONVEYOR			
Chain Type	<ul style="list-style-type: none"> • Slat Chain of 2" pitch • Base made of SS Sheet / Nylon as required by 		
ITEM INFORMATION TO BE PROVIDED			
Item to moved	Dimension of unit	Weight of one unit	Total weight on conveyor



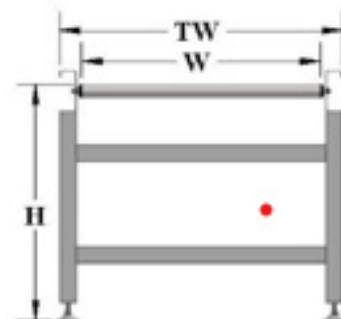
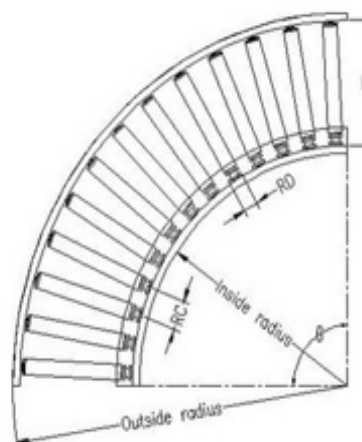
Roller Conveyor

Application Industries

- Packing Line
- Material Transfer
- Assembly Line





SPECIFICATIONS	STANDARD	OPTION
Roller Length	400 mm	100 mm to 1800 mm In multiples of 50 mm
Conveyor Width	Power Roller- Roller Length +100 mm ; Gravity Roller-Roller Length+ 80 mm	
Conveyor Length	As per user requirement	
Roller Material	Option of Zinc Plated MS / SS / PU coated	
Roller Diameter	Dia. 38 mm / 50 mm / As per application	
Roller Pitch	As per item size & weight or application	
Roller Drive (Applicable for Powered Conv)	1. Chain Drive – ½” chain interlink drive 2. Line Shaft – through belt and pulley 3. Polley V Belt 4. Timing Belt	
Roller Mounting Bracket	Powder Coated MS 'C' Channel / Al Profile / OR as per requirement	
Structure	Powder coated MS pipe frame	SS frame / Anodized Al profile
Conveyor Speed	Fixed or Variable as per user requirement	
Working Height	750 mm	900 mm OR As per user requirement
Height adjustment	+/- 50 mm	As per user requirement
Ht. Adj. Method	Through Levelling Feet	Through bracket or other arrangement
Other Optional	<ul style="list-style-type: none"> • Drip Tray beneath the rollers • Sensor for start / stop 	
ITEM INFORMATION TO BE PROVIDED		
<ul style="list-style-type: none"> • Item to moved • Weight of one unit Total weight on conveyor 		



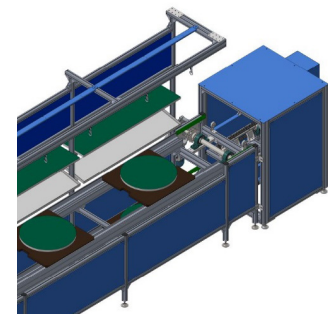
Free Flow Conveyor

Application Industries

Assembly Line For Heavy Sku's
(Sku Assembled on pallets)




SPECIFICATIONS	STANDARD	OPTION
Pallet Size	As per Product Size	
Pallet Width	Min. 500 mm Max. 800 mm (In increments of 100 mm)	
Conveyor Width	Pallet Width + 80 mm	
Conveyor Length	As per requirement	
Working Height	900 mm OR As per user requirement	
Working Height	2100 mm OR As per user requirement	
Height adjustment	+/- 50 mm	As per user requirement
Ht. Adj. Method	Through Levelling Feet	Through bracket or other arrangement
Structure	Powder coated MS pipe frame	SS frame / Anodized Al profile
Conveyor Speed	Fixed or Variable as per user requirement	
Pneumatic Stopper	Pneumatic Stopper Cylinder. Qty as per requirement	
Display Board	Acrylic Sheet (Green)	<ul style="list-style-type: none"> • Pin Board with colour of your choice • White Board • Magnetic Board
Lighting	We provide sheet metal reflectors one per 6 feet module	<ul style="list-style-type: none"> • LED Tube light one at every 6 feet module on both side of belt • Qty of lights as per your requirement
Power Socket	Provided on request with following information : <ul style="list-style-type: none"> • Combination of Socket & Switch required (6 AMP/16AMP) • Number of power board per 6 feet module placement of the Power board 	
Pneumatic Line	Provided on request with following information : <ul style="list-style-type: none"> • Number of outlets per 6 feet module • Output Required by QRC or Ball Valve • Placement of Line above the top post or beneath the belt 	
Pallet Return Path (PRP)	<ul style="list-style-type: none"> • Through Conveyor Line running below the main line • Through Conveyor Line running parallel, behind the main line 	
Pallet Transfer	For PRP Below Main Line	Automatic Pallet Loader/Un-Loader Unit
	For PRP Parallel to Main Line	Automatic Cross Transfer Unit
		Manual Ball Transfer Unit
Other Optional	<ul style="list-style-type: none"> • Tool Slider for Spring Balancer on Top Post • Child Part feeding through FIFO Trolley or Trolley with Bin 	<ul style="list-style-type: none"> • Cable Tray • Bottle Holder • Wall Fan on Top Post • Bin Rail or Shelf for child parts



Loader / Un-loader Unit



Cross Transfer Unit



Loader / Un-loader Unit



Ball Transfer Table

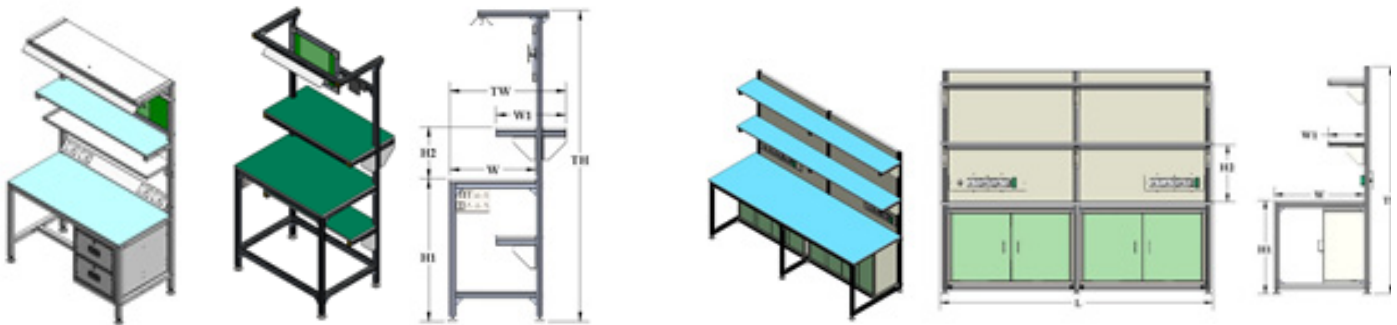
Work Station



E-Commerce Stations



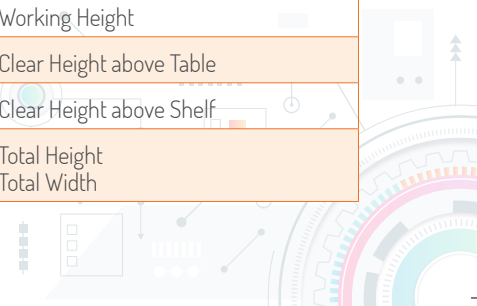
Industrial Stations



Packing Table for E-COM / Warehousing

SPECIFICATIONS

Dimensions	
L	Length of Table
W	Width of Table
H1	Working Height
H2	Clear Height above Table
H3	Clear Height above Shelf
TH	Total Height
TW	Total Width



Application Industries

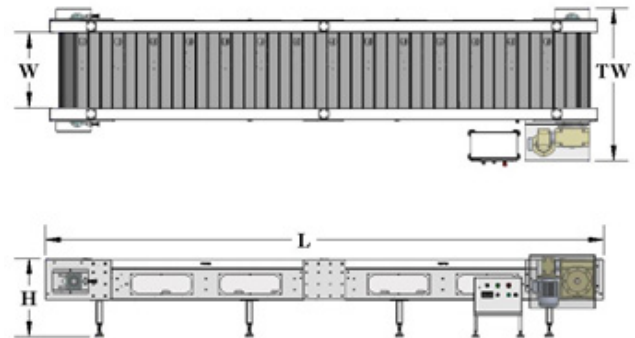

- Assembly Station
- Packing Station
- Inspection Station
- QC / QA Station

SPECIFICATIONS	STANDARD	OPTION
Configuration	Single Sided	Double Sided
Dimension – Table Top	L - 1200 mm, W - 600 mm	As per user requirement
Working Height	750 mm	900 mm OR As per user requirement
Total Height	2000 mm	As per user requirement
Height adjustment	+/- 50 mm	As per user requirement
Ht. Adj. Method	Through Levelling Feet	Through bracket or other arrangement
Castors	Not provided	Provided if required
Structure	Powder coated MS pipe frame	SS frame / Anodized Al profile
Table Top	OPTIONS- • Laminated Board (White) • Wooden Board with ESD/PVC mat • SS Sheet Metal Panel • Powder coated MS Panel	
Storage Shelves	OPTIONS- • Option of number of shelves required above the Table top • Tray mounted on Angle adjustable bracket or fixed Horizontal type • Powder Coated sheet metal tray • Laminated Board (White) • Wooden Board with ESD/PVC mat • SS Sheet Metal tray	
Bottom Storage	OPTIONS- • Set of drawers with option of one, two or three drawers • Bottom tray / shelf - Open type • Bottom cupboard with doors	
Display Board	Acrylic Sheet (Green)	• Pin Board with colour of your choice • White Board • Magnetic Board
Lighting	• LED Tube light as per standard make and designs available • Qty of lights as per your requirement	
Power Socket	Provided on request with following information : • Combination of Socket & Switch required (6 AMP/16AMP) • Number of power board per module • Placement of the Power board	
Pneumatic Line	Provided on request with following information : • Number of outlets per module • Output Required by QRC or Ball Valve • Placement of Line above the top post or beneath the table top	
Other Optional	• Tool Slider for Spring Balancer on Top Post • Wall Fan on Top Post • Cable Tray • Bottle Holder • Dustbin Holder • Computer Monitor Mounting Bracket / Arm	

Slat Conveyor

Application Industries

- Assembly Line, Ageing of Electrical Appliance
- Material Transport

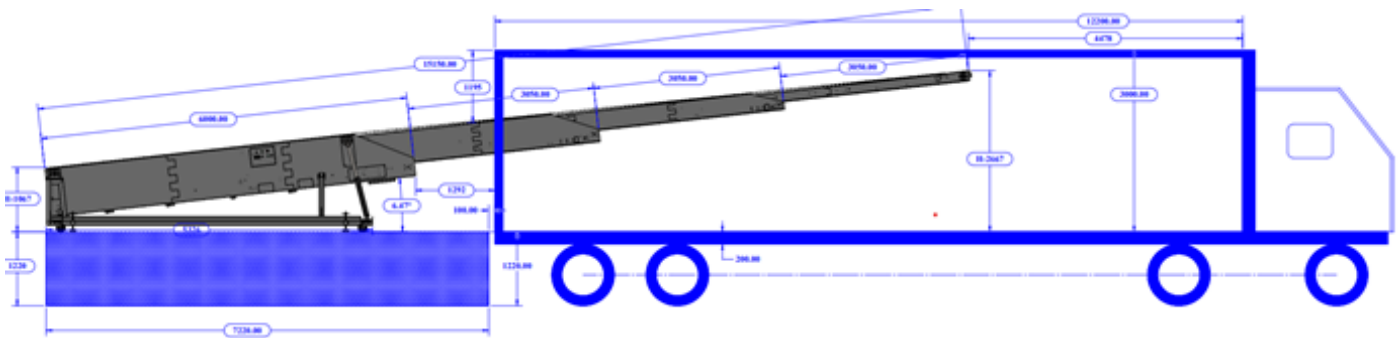


SPECIFICATIONS	STANDARD	OPTION
Application	Assembly of Product	Ageing of appliances / As per user requirement
Working Width	400 mm	100 mm to 1800 mm In multiples of 100 mm
Total Width	Working Width + 200 mm	
Conveyor Length	As per user requirement	
Working Height	750 / 900 mm	As per user requirement
Height adjustment	+/- 50 mm	As per user requirement
Ht. Adj. Method	Through Levelling Feet	Through bracket or other arrangement
Type of Chain	Slat Chain with K2 attachment	
Pitch of Slat Chain	1 inch	1.5 / 2.0 / 3.0 / 4.0 / 6.0 inch
Width of Slat Plate	100 mm	As per user requirement
Pitch of Slat Plate	100 mm	As per user requirement
Thickness of Slat Plate	As per application requirement	
Structure	Powder coated MS pipe frame / SS frame / Anodized Al profile	
Conveyor Speed	Fixed or Variable as per user requirement	
Item Information to be provided		
Item to moved	Weight of one unit	Total weight on conveyor

Telescopic Conveyor

Application Industries

- Loading and Un-loading of Trucks & Containers



Features


- Three Stage Boom Type Telescopic Conveyor.
- Angle Adjustment from 0 degree to 15 degree by dual hydraulic cylinder
- Hydraulic System complete with Two hydraulic cylinder and Power pack
- Base structure 6.0 M Length
- Each Boom can be expanded to 3.0 M
- Rapid Loading & Un-loading of trucks
- Suitable for all type of trucks & containers
- Sensor for box detection and auto stop
- Rough-Top PVC Belt of 5mm thickness

SPECIFICATIONS

STAGES	COMPRESSED LENGTH	EXTENSION LENGTH	OVERALL LENGTH
Two	6.0 M	3.0 M	9.0 M
Three	6.0 M	6.0 M	12.0 M
Four	6.0 M	9.0 M	15.0 M
Conveyor Speed	3.0 M To 30.0 M / Min		
Load Capacity	50 Kg / M		
Extension Speed	12 M / Min		
Max. Incl Angle	15 Degree		
Safety Feature	Push Bar Stop		
Belt Motor	1.5 Kw / 2.2 Kw, 380 V, 3 Ph		
Extension Motor	0.75 Kw, 380 V, 3 Ph		
Belt Width	600 Mm / 800 Mm		



Modular Plastic Belt Conveyor & Salt Chain Conveyor




SPECIFICATIONS

MODULAR PLASTIC BELT	
Belt Width	100 mm – 900 mm
Type of Belt	Straight running belt
Belt Material	Polyacetal (Plastic)
Pitch of Link	12.7 mm, 25 mm and 50 mm
Belt Top Types	<ul style="list-style-type: none"> • Flat Top • Perforated Top • Rough Top • Nub Top • Raised Rib Top • High Temperature Top
Working Height	750 / 900 mm
Height adjustment	+/- 50 mm
Ht. Adj. Method	Through Levelling Feet
Belt Support on Top & Bottom	UHMWPE Sheet
Drive Sprocket	Made of Polyamide material with square bore of 40mm side. Available in 8,10, 12, 16,18 & 20 teeth
Structure	Powder coated MS pipe frame / SS frame / Anodized Al profile
Conveyor Speed	Fixed or Variable as per user requirement
Item Information to be provided	<ul style="list-style-type: none"> • Item to moved • Weight of one unit • Total weight on conveyor

SALT CHAIN	
Belt Width	100 mm – 900 mm
Type of chain	Straight running chain, Tab Flex Chain for Curved Magnet Flex Chain for curved
Chain Material	SS 304 / Polyacetal (Plastic)
Pitch of Link	1.5" (38.1 mm)
Chain Width	<ul style="list-style-type: none"> • 3.25" (82.5 mm) • 4.5" (114.3 mm) • 6.0" (152.4 mm) • 7.5" (190.5 mm) • 10.0" (254.0 mm) • 12.0" (304.8 mm)
Working Height	750 / 900 mm
Height adjustment	+/- 50 mm
Ht. Adj. Method	Through Levelling Feet
Belt Support on Top & Bottom	UHMWPE Wear Strip on top and rollers at bottom
Drive Sprocket	Split / Cast Sprocket of Polyamide material Available in 19, 21 & 25 teeth
Structure	Powder coated MS pipe frame / SS frame / Anodized Al profile
Conveyor Speed	Fixed or Variable as per user requirement
Item Information to be provided	<ul style="list-style-type: none"> • Item to moved • Weight of one unit • Total weight on conveyor

Oven Conveyors

- For drying ink of screen printed parts
- For shrink wrap application
- For curing or pre-heating application



Oven Conveyor



Shrink Wrap Oven

Cooling Conveyors


- For cooling die casted parts
- For transferring hot forged parts
- For transferring hot parts after heat treatment
- For cooling soldered PCB's



Mesh Belt Conveyor



Cooling Conveyors



Edge Type Cooling Conv

Ageing / Soaking Conveyor for LED Lights

- For functional and life testing of electrical goods
- The pallets / slats are powered through a bus bar supplying current through power collectors
- Conveyor can be divided into different zones and each zone fed with different voltages.
- Different voltage is supplied to each zone through the bus bar from the control panel



Ageing / Soaking Conveyor For Led Lights, White Goods Etc.




Slat Type Conveyor for Led Bulbs



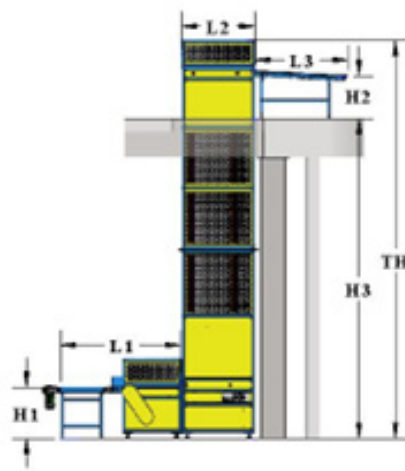
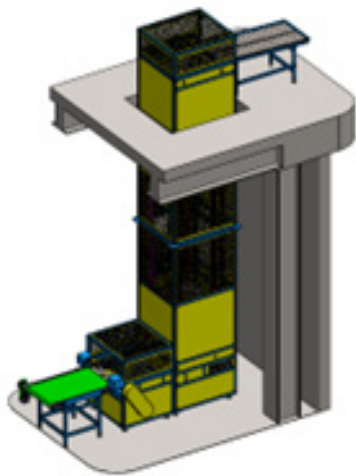
Slat Type Conveyor for Air Coolers & other White Goods

Conveyors for Special Application

Gripper / Wedge Conveyor



Vertical Conveyors




PCB Insertio Conveyor



Feeder Trolley




Sorting Conveyor with Gopper



Customised Industrial Solutions



Raw Material Storage Rack for Sheet Metal



Stackiner for Logistic Industry



Steel Case for Logistic Industry



Die & Moulds Storage Rack



Storage Rack for Clean Room Application



Industrial Locker



Storage Cabinets



Storage Rack

Pallet Dispenser, Transfer Conveyors & Turn Units

Application Industries

Palletizing Line, Warehousing Etc

Features

- Suitable for dispensing or stacking empty pallets.
- Roller or Chain conveyor can be used to load or dispense pallets.
- Can accommodate wooden or plastic pallets of sizes from 36" to 48" with minimal changeover time.
- Heavy duty welded structure, powder coated.
- PLC based control.
- Suitable for maximum payload up-to 680 Kg
- Suitable to stack up-to 20 pallets.
- Output up-to 120 pallets per hour.

Working

The machine will automatically dispense pallets in any of three directions, left, right, or straight ahead, from the bottom of the magazine at a rate of two pallets per minute. Pallets are loaded into one side of the magazine then discharged on other side.



Drag Chain Conveyor



Powered Roller Conveyor



Pallet Turntable



90 Degree Transfer Unit



Our Customers





MECHATRONIC SYSTECH

Yontro Mechatronic Systech

Plot Number 43, Sector 5, IMT Manesar, Gurgaon - 122050, Haryana, India
e: info@yontro.com; p: +91 9871008473, 9717389287